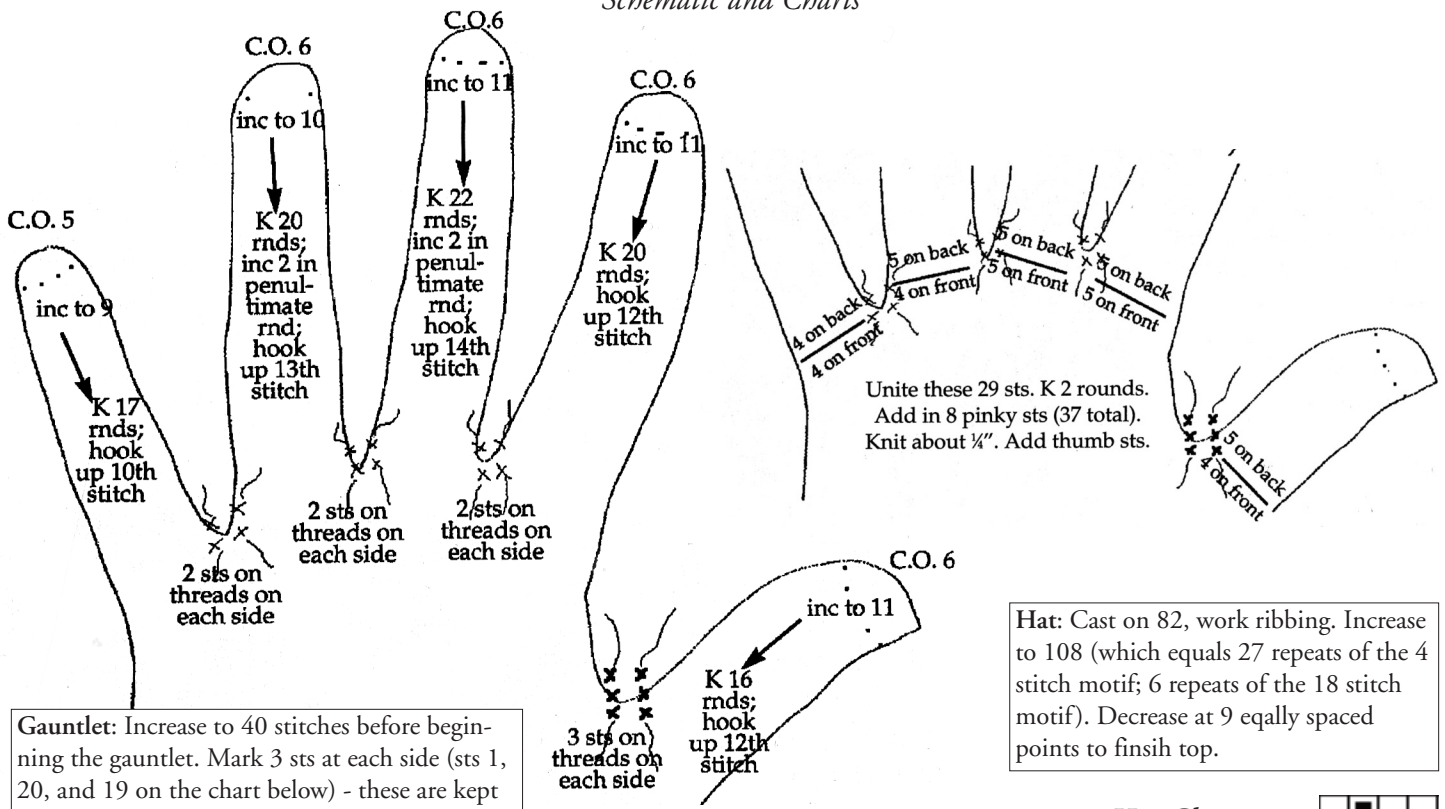


# Meg Swansen's I-Cord Gloves (and a hat)

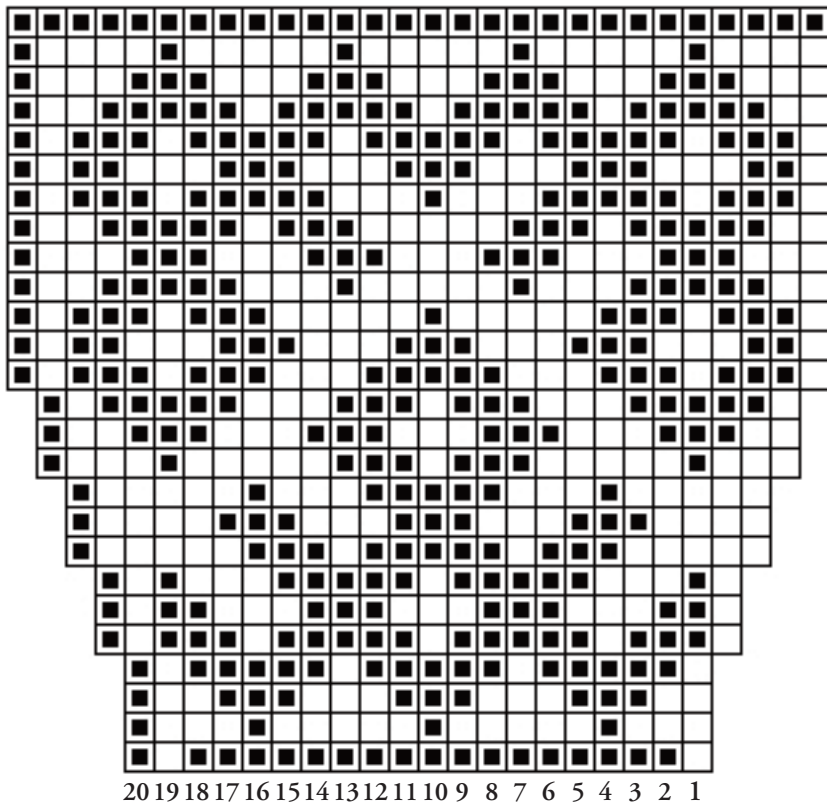
## Schematic and Charts




**Gauntlet:** Increase to 40 stitches before beginning the gauntlet. Mark 3 sts at each side (sts 1, 20, and 19 on the chart below) - these are kept in light, dark, light throughout the gauntlet (Meg had 2 light sts at each side in the video, which you may do if you wish).

**Hat:** Cast on 82, work ribbing. Increase to 108 (which equals 27 repeats of the 4 stitch motif; 6 repeats of the 18 stitch motif). Decrease at 9 equally spaced points to finish top.

Gauntlet Chart



Hat Chart



For exclusive use of those who have purchased *Meg Swansen's I-Cord Gloves Streaming Video*.

©2017 Schoolhouse Press

[schoolhousepress.com](http://schoolhousepress.com)